

# SIERRA LEONE POLICE GENERAL CRIME STATISTICS REPORT 2022

William Fayia Sellu. Inspector General of Police

Produced by: Corporate Affairs Directorate-Sierra Leone Police

13.	TRANSFER TO CID/HQ& CDIID	07	02	-	-	-	-	-	9
14.	INFORMALLY RESOLVED	10	05	06	08	06	07	02	44
15.	STRUCK OFF	08	-	-	-	01	02	-	11
16	SUSPENSION	78	09	05	08	06	10	03	119
	TOTAL NUMBER OF CASES	399	60	65	43	35	50	32	684
	GRAND TOTAL								684

## Acknowledgement

Corporate Affairs Directorate of the Sierra Leone Police is charged with many responsibilities among which, is the production of the general annual crime statistics report that updates not only Management of the Sierra Leone Police but also government and members of the public on the nation's security status.

This report, however, identified and analyzed major crime incidents in 2022 in order to help government and the Executive Management Board (EMB) of the Sierra Leone Police to develop or formulate strategies, deployment planning and budgeting allocation to curtail criminal activities.

The production of this report was impressively achieved through the support and intellectual guidance provided by our Inspector General of Police and team (EMB members).

I would like to express my very great appreciation to Mrs. Memunatu B. Konteh Jalloh (AIG) for her invaluable and constructive suggestions during the production of this Report. Her willingness to give her time so generously has been very much appreciated.

I would also like to thanks all Regional Commanders (Regpols), Local Unit Commanders (LUCs), Regional and Divisional Crime Officers, Crime Writers, Divisional Traffic Officers (DTOs) and to the many Police Departments/Units including the Family Support Units (FSU), Legal and Justice Support Department, INTERPOL, Anti-Fraud Unit and Transnational Organized Unit (TOCU) for providing accurate Crime Data to the Corporate Affairs Directorate for the production of this Report.

Finally, my profound thanks and appreciation to Mr. Mohamed Kabba (DSP), Head of Assets Management Unit and the entire personnel of Corporate Affairs Directorate for their positive contributions.



Smart Menjor (INSP)  
**Crime Statistician**  
**Research, Policy and Planning Unit**  
**Corporate Affairs Directorate, PHQ**

## Foreword

Crimes are a daily occurrence in Sierra Leone, which tend to disturb the security of the state if mechanisms are not properly implemented to curtail it. Without an effective Police Force, the wider state, society and the economy would be challenged in terms of functioning effectively and maximally. Today, challenges to policing Sierra Leone include rapid urbanization, population growth, rising inequality, unemployment and mass migration to the urban areas which give rise to a huge range of criminal challenges including Robbery, Corruption, Domestic Violence, Fraud and other offences. Although specialized bodies exist to deal with some of these, the primary agency in the frontline of addressing these challenges is the Sierra Leone Police Force.

As Inspector General of Police, I implore the public, state actors and colleagues in the security sector to join forces together to fight the menace of crime in our beloved country thereby making it peaceful for communities to live in and contribute to national development. In our strive to mitigate the menace of crime, we have joined the West Africa Police Information System (WAPIS) which is an electronic Police Information System that enables law enforcement officers to create, manage and share files on criminal cases and events, persons suspected of having committed or participated in crime, weapons and objects used to commit crimes, stolen vehicles associated with a crime, legal proceedings associated to the crimes/suspects and stolen identity documents and documents of persons associated with a crime. The creation of this Information System will allow the sharing of and access to police information on a timely basis and greater law enforcement cooperation among countries, in the region and with the rest of the world. Competent police officers had been trained as Cyber Analysts to deal with cyber related offences through electronic devices. These strategies, when implemented, would help us tackle major crimes that are of public concern. It is a collective responsibility to achieve a peaceful society, for which I am calling on all citizens to maintain the peace the country deserves and to report any criminal activity that may serve as a threat to our national security. As we have entered the electioneering period, mechanisms have been put in place to deal with any negative force that may tend to disturb the peace of the state for their political gain.

This report comprehensively analyzed seven (7) categories of offences which are:

1. Offences against the Person
2. Offences against Women and Children
3. Offences against Property
4. Economics Offences
5. Mischief and Public Order Offences
6. Miscellaneous Offences and
7. Road Traffic Offences.

Each of these offences is analyzed holistically, regionally and divisionally.

This statement would not be complete if I fail to acknowledge the invaluable input made by the Director of Corporate Affairs, AIG Memunatu B. Konteh Jalloh and all Regional Commanders in actualizing this Annual Crime Statistics Report. I also thank the rank and file of the Sierra Leone Police for their tremendous effort in maintaining peace and tranquility in the country.

Members of the public are encouraged to visit our website at <http://www.police.gov.sl> for more updates on crimes.



Mr. Williams Fayia Sellu  
INSPECTOR GENERAL OF POLICE

3	Malicious Damage	3	3	2	0	3	0	2	2	1	1	2	1	20
4	Threatening Language	0	0	0	1	0	0	0	0	0	0	0	0	1
5	Riotous Conduct	0	0	0	1	0	0	0	0	0	0	0	0	1
6	Fraudulent Conversion	0	0	0	0	0	0	0	1	0	1	0	0	2
7	False Pretences	3	0	0	0	0	2	0	0	0	1	0	2	8
GRAND TOTAL		22	19	19	18	20	19	12	17	16	16	23	18	219

### 21.0 Appendix 3: OUTCOME OF CASES FOR CDIID PHQ AND THE SIX REGIONS (JANUARY TO DECEMBER 2022)

S/NO	OUTCOME	CDIID PHQ	CDIID F/WEST	CDIID F/EAST	CDIID NORTH EAST	CDIID NORTH WEST	CDIID EAST	CDIID SOUTH	TOTAL
1.	DISMISSAL	27	03	04	04	02	01	01	42
2.	REDUCTION IN RANK	02	-	-	-	-	-	-	02
3.	RESTITUTION	25	12	10	02	02	01	02	53
4.	CORRECTIVE TRAINING	52	12	25	04	03	07	03	106
5.	WARNING LETTER	64	03	04	02	01	02	01	77
6.	DISCHARGE FOR WANT OF PROSECUTION	02	-	-	-	-	-	01	03
7.	HEARING IN PROGRESS	03	-	02	02	02	02	-	11
8.	AWAITING HEARING	06	01	-	-	-	-	-	07
9.	CLOSED NO CASE	78	05	04	03	06	12	08	126
10.	LEGAL ADVISE	21	-	-	02	-	-	02	25
11.	UNDER INVESTIGATIONS	12	06	05	08	06	06	07	50
12.	KEEP IN VIEW	04	02	-	-	-	-	02	08



19.0 Appendix 3: Sierra Leone Police Anti Land Grabbing Unit – Freetown East

FREETOWN EAST SPECIAL TASK FORCE AGAINST LAND GRABBING MONTHLY CRIME STATISTICS EFFECTIVE JANAUARY-DECEMBER 2022														
S/NO.	OFFENCES	JAN	FEB	MAR	APR	MAY	JUN	JUL	AUG	SEPT	OCT	NOV	DEC	TOTAL
1	Trespass	58	50	58	68	82	64	48	32	30	20	18	25	553
2	Obtaining Money by False Pretences	26	16	10	16	5	17	17	9	6	3	4	4	133
3	Malicious Damage	18	19	5	9	5	6	2	5	4	3	3	4	83
4	Larceny	1	3	0	0	0	0	0	1	0	0	0	0	5
5	Encroachment	11	7	0	0	1	0	0	1	0	0	0	0	20
6	Fraudulent Conversion	0	0	0	1	2	0	1	1	0	0	0	0	5
7	Conspiracy to defraud	1	4	0	2	1	1	0	0	0	0	0	0	9
GRAND TOTAL		115	99	73	96	96	88	68	49	40	26	25	33	808

20.0 Appendix 4: Sierra Leone Police Anti Land Grabbing Unit – Freetown West

FREETOWN WEST SPECIAL TASK FORCE AGAINST LAND GRABBING MONTHLY CRIME STATISTICS EFFECTIVE JANAUARY-DECEMBER 2022														
S/NO	OFFENCES	JAN	FEB	MAR	APR	MAY	JUN	JUL	AUG	SEPT	OCT	NOV	DEC	TOTAL
1	Trespass	16	16	17	15	15	16	10	14	14	13	18	15	179
2	Obtaining Money by False Pretences	0	0	0	1	2	1	0	0	1	0	3	0	8

EXECUTIVE SUMMARY

On account of the fact that the onus of providing safety and security rests primarily on the Sierra Leone Police, working with partners, and reporting on crime is an integral part of police activities, members of the public need to be regularly updated on the trend of crimes, their hotspots (where crimes are prevalent), and the occurrence and locations of major offences committed. Every year, Sierra Leone Police publishes a report showing crime trends nationwide, that is, crimes reported in all police formations throughout the country, from January to December.

This year's crime report does not only analyze crime by regions, but it also gives detailed analysis of crimes by policing divisions.

The reasons for this are:

- To determine regions with the highest number of criminal activities
- To determine divisions with the highest major criminal activities
- To be able to allocate resources to the more affected regions and divisions

Findings:

In 2022 Crime year, **27,018** criminal activities were reported in all the six (6) Police Command Regions in Sierra Leone. However, the Criminal Investigations Departments (CID) Headquarters in Freetown alone received and investigated **2,015** Criminal Cases.

Traffic Department received and investigated **4,124** Road Traffic Accidents cases in 2022.

In total, **33,157** Criminal and Accidents cases were reported and investigated by the Sierra Leone Police Countrywide with an overall crime rate of **0.39%** and in 2021, there were **41,459** criminal cases reported with a crime rate of **0.50%**. There was a tremendous decreased on the rate of Crimes by **11%** in 2022.

For the past years, there had been sharp reduction in the number of crimes in Sierra Leone which has actually contributed to the stable environment in the country.

Reasons for these remarkable declines are:

- Strong security measures taken by Police and the RSLAF Could be one of the greatest factors responsible for these declines ( joints day and night patrols by Police and RSLAF, mounting of check points at Strategic points at night, timely response to distress calls etc.)
- Community sensitizations on crime prevention
- Continuous stakeholders engagement on crime prevention strategies

Regional Crime Rate

The essence of analyzing crimes on regional basis is to know which, among the Six (6) Regional Police Commands in Sierra Leone, are prone to criminal activities and the offences that are mostly in play, so that Senior Police Management and other key players in crime management can find possible ways of reducing its effects on communities.

The Annual Crime Statistics Report 2022 indicates that, Western Area (Freetown East and West) recorded **21,222** criminal cases representing **1.18%**, Northern Region (North West and East) received **4,795** criminal cases with a percentage of **0.16%**, Southern Region recorded **3,533** criminal cases representing **0.20%** and Eastern Region recorded **3,587** criminal cases which represent **0.18%**.

From the Regional analysis above, there is a clear indication that Western Area is prone to more criminal activities than any other region in Sierra Leone, followed by Southern Region, Eastern Region and Northern Region, respectively.



Divisional Crime Analysis

In Sierra Leone, we have six (6) Regional Police Commands and these regions are further divided into thirty-six (36) policing Divisions. These Divisions are being manned and controlled by the Local Unit Commanders (LUCs). In as much as crimes have been analyzed regionally, it is also equally very much important to know Divisions that are crime threats so that modalities can be fully put in place to help those Local Unit Commanders in the affected divisions to curtail the criminal activities in their divisions.

The Annual Crime Statistics Report 2022 identifies three (3) major offences that are prevalent in certain divisions, which are **ROBBERY WITH VIOLENCE, ROBBERY WITH AGGRAVATION AND MURDER.**

Divisional Robbery Cases

In this analysis, it is established that Lumley Division which falls under Freetown West Region recorded the highest number of cases of Robbery with Aggravation with **54** cases and Robbery with Violence with **31** reported cases, Goderich recorded **8** cases of Robbery with Aggravation and Congo Cross recorded **7** cases. Bo West in the Southern Region recorded **21** cases of Robbery with Aggravation and **15** cases of Robbery with Violence, Harbour Division recorded **24** cases of Robbery with Aggravation and **15** cases of Robbery with Violence.

The above divisions are prone to robbery incidents than any other divisions in the six (6) Regional Police Commands in Sierra Leone.

Divisional Murder Cases (HOMICIDE)

In the Freetown-West Region, the Criminal Investigations Department (CID-HQ) received and investigated **81** murder cases, Central Division also received and investigated **8** murder cases, Goderich Division investigated **6** cases, Lumley and Congo Cross Divisions **5** cases each.

In the Freetown East, the Harbour Division received **9** murder cases, Kissy Division also received **9** cases of murder, Waterloo Division recorded **6** cases and Eastern Police Division received **6** cases of murder.

North East Region, Magburaka received and investigated the highest number of murder with **11** cases, Kabala and Mile 91 Divisions recorded equal number of **4** cases each.

In the North West Region, Kambia investigated **4** murder cases, Lungi and Lunsar Divisions recorded **3** cases each Bo West, in the Southern Region received and investigated **22** murder cases. And in the Eastern Region, **16** cases of murder were in Kenema division and **4** cases of murder in Kailahun division. From the above, it was cleared that in 2022 crime year, Freetown West Region police received and investigated the highest number of murder cases, that means, unlawful killing of persons were at the peak in Freetown West followed by Freetown East, North East, Eastern region, Southern region accordingly and North West region received and investigated the least number of murder cases.

7	Traveling on forged document	1	0	0	N/A	1	0	Matter still under investigation
8	Larceny Dwelling House	2	0	0	N/A	2	0	Both cases still under investigations
9	Fraudulent Conversion	2	1	0	N/A	1	0	One (1) matter investigation
10	Unlawful Possession of Arms and Ammunition	15	13	14	N/A	1	0	Thirteen (13) cases charged to court and one case still under investigation
TOTAL		199	81	108	0	109	8	
TOTAL WEIGHT OF SEIZED CANNABIS SATIVA								896kg
TOTAL WEIGHT OF SIEZED HEROIN								NIL

18.0 Appendix 2: RTA for Motor Vehicles for 2022

REGIONAL SUMMARY OF TRMSD RTA DATA FOR 2022								
	# No. of cases reported	Fatally (dead)		Seriously Injured		Slightly injured		Total No of persons injured
		M	F	M	F	M	F	
Freetown East	1,930	66	33	223	149	731	545	1,747
Freetown West	1,514	32	15	192	86	573	262	1,160
North West	196	48	17	110	56	72	47	350
North East	89	47	11	36	7	57	34	192
South	64	15	2	26	12	28	10	93
East	331	61	13	108	78	89	63	412
Sub Total		269	91	695	388	1,550	961	
Grand Total	4,124	360		1,083		2,511		3,948

- ensure that roads leading to these communities are constructed.
- Local and international training with adequate tools and equipment to ensure successful operations, investigation and prosecution of offenders; surveillance equipment and forensic laboratories would be an enhancer.
- Provision of training for Data Analysts at PHQ and force-wide.
- Adequate and timely allocation of funds to the Sierra Leone Police for effective and efficient service delivery.
- Provision of mobility for Data Analysts at Police Headquarters.
- Provision of a dedicated communication system for the SLP (HF & VHF Radio sets) so as to ensure real-time information dissemination in a bid to improve on SLP response time.

17.0 Appendix 1: The Sierra Leone Police Transnational Organized Crime Unit

TOCU CRIME STATISTICS FROM JANUARY DECEMBER 2022								
S/N	OFFENCE	TOTAL NO. OF CASES INVESTIGATED	CHARGED TO COURT	TOTAL NO. OF PERSONS CHARGED TO COURT	WEIGHT OF DRUGS SEIZED (KG)	UNDER INVESTIGATION	CASES CLOSED/RESOLVED/REFERRED TO DPP	REMARKS
1	Conspiracy to defraud	55	10	13	N/A	43	2	Ten (10) cases charged to court, two (2) sent to DPP and forty-three (43) under investigations
2	Human Trafficking	44	5	6	N/A	33	6	Five (5) cases charged to court, thirty three (33) under investigation and six (6) cases were sent to DPP for Legal advice
3	Obtaining Money by False pretenses	28	11	14	N/A	17	0	Eleven (11) cases charged to court; seventeen (17) under investigation
4	Unlawful Possession of Cannabis Sativa	41	38	56	N/A	3	0	Thirty eight (38) cases charged to court and three (3) under investigation
5	Money Laundry	2	0	0	0	2	0	All two (2) cases under investigations
6	Unlawful Possession of Pharmaceutical Drugs	9	3	5	N/A	6	0	Three (3) cases charged to court, and six (6) under investigations

Crime Index (Crime per 100,00 people)

Western Area (Freetown East&West) recorded the maximum crime index of **1,183** per **100,000** person followed by Southern Region **204** cases, Eastern Region with **181** cases and Northern Region (North East& West) **159** cases.

Brief facts Analysis

From the analysis, there were **33,157** Criminal and Accident Cases reported in 2022, out of these reported cases, Offences Against Women and Children were the most committed offences with **11,613** cases followed by Offences Against Property with **8,043**, Offences Against Persons with **4,691** cases, Road Traffic Accidents **4,124** cases, Economic Offences **3,655** cases, Public Order Offences with **898** cases and Miscellaneous Offences with **133** cases.  
 In 2022, Family Support Unit (FSU) received and investigated **11,613** cases as compared to **11,815** cases in 2021. Out of these reported cases, there were **8,899** Domestic Violence cases, **483** Offences involving children and **2,231** Sexual Offences.

Regional Analysis of Sexual Offences

From the Sexual Offences, **2,001** Sexual Penetration of a child cases were reported. From these figures, **Eastern Region** investigated **490** cases, **103** cases were charged to Court, **11** cases closed, **15** cases kept in view and **361** cases still under investigations. Also **1** case of Sexual Harassment was recorded and kept in view and with **13** cases of Rape, of which **1** case was sent to court, **1** case closed and **11** cases under investigation.

**Freetown East** received and investigated **453** cases of Sexual Penetration of a child. Out of these, none was charged to court, **1**case closed, **18** kept in view and **434** still under investigations. For Sexual Harassment, **8** cases were investigated, out of the **8** cases, **6** cases are under investigations and **2** cases kept in view. There were **12** cases of Rape were recorded and are still under investigations.

**Freetown West Region** received and investigated **345** cases of Sexual penetration of a Child, none of these cases charged to court, **1** case closed, **5** cases kept in view and **339** cases under investigations. There were **13** cases of Rape recorded and still under investigation and **11** cases of Sexual Harassment of which **10** cases are under active investigations and **1** case closed.

**North East Region** received and investigated **303** cases of Sexual Penetration of a child, from these figures, **12** cases were charged to court, **15** kept in view and **276** still under investigation. For Rape, **29** cases were received, **1** case was charged to court, **2** cases kept in view and **26** cases under investigation and **2** cases of Sexual Harassment were recorded.

**North West Region** also received and investigated **93** cases of Sexual Penetration of a child. **7** cases charged to court, **1** case closed, **8** cases kept in view and **77** cases under investigation. **1** case of Rape was report and still under investigation and **3** cases of Sexual Harassment under investigation.

**Southern Region** received and investigated **317** cases of Sexual Penetration of a Child, out of these, **37** cases were charged to court, **2** cases closed, **2** cases kept in view and **276** cases under investigations.

There were **4** cases of Sexual Harassment recorded and are still under investigations and of the **10** cases of Rape recorded, **3** cases are charged to court, **1** kept in view and **6** cases under investigation. There is **1** case of Sexual Exploitation recorded in the Southern Region in 2022.

What is worth noting in the above analysis is that, Eastern Region investigated and sent the highest number of Sexual Penetration cases to court, compared to the other Regions.

**Regional Analysis of Domestic Violence Cases**

Out of the **8,899** Domestic Violence cases reported, **Eastern Region** received and investigated **1,411** cases. **159** out of these cases were charged to court, **350** cases closed, **147** kept in view and **755** under investigation.

**Freetown East Region** investigated a total of **3,385** Domestic Violence cases, **54** cases out of these were processed and sent to court, **448** cases closed, **533** cases kept in view and **2,350** cases still under investigation.

**Freetown West Region** also investigated **1,507** Domestic Violence cases, **4** cases of which were sent to court, **135** cases closed, and **190** kept in view and **1,178** cases under investigation.

**North East Region** recorded **1,229** Domestic Violence cases, of which **145** were sent to court, **219** closed, **214** kept in view and **651** under investigation.

**North West Region** recorded **421** Domestic Violence Cases. **49** cases from these figures were sent to court, **74** cases closed, **109** cases kept in view and **189** cases under investigation.

**Southern Region** investigated **946** cases. **117** cases were sent to court, **126** cases closed, **61** cases kept in view and **642** cases still under investigation.

**Eastern Region** sent the highest numbers of Domestic Violence cases to court followed by North East and Southern region respectively.

**Regional Analysis of Child Offences**

Family Support Unit of the Sierra Leone Police recorded **483** cases of Offences involving children. From these figures, **Eastern Region** investigated **33** cases, **2** cases sent to court, **3** cases closed, **6** kept in view and **22** under investigation.

**Freetown East** recorded **224** cases of Offences against Children; **48** cases of that were closed, **31** kept in view and **145** cases still under investigation.

**Freetown west** recorded **144** cases; **22** cases were closed, **21** cases kept in view and **101** cases still under investigation.

**North East** received **27** cases of Offences against Children; **6** cases of that were closed, **1** case kept in view and **20** still under investigation.

**North West** recorded **18** cases of Offences against Children; **2** cases sent to court, **4** closed, **4** kept in view and **8** cases still under investigation.

**Southern Region** received **37** cases; **2** cases sent to court, **7** cases were closed **3** cases kept in view and **25** cases under investigation.

From the above, South, North West, and Eastern Region investigated and sent cases of this nature to the courts.

collating and analyzing information and disseminating criminal intelligence in relation to transnational crime and drug trafficking; proactively develop targets for investigation of complex transnational organized crime cases. This Unit is being supervised by the Director of Crime Services and it investigated 199 cases in 2022 as compared to 117 cases in 2021.

**13.0 LEGAL AND JUSTICE SUPPORT DEPARTMENT**

This Department also falls within the Directorate of Crime Services of the Sierra Leone Police. The primary functions of Legal and Justice Support Department are certification of case and enquiry files, proffer appropriate charges and prosecute all criminal matters in the Magistrate Courts of Sierra Leone. In 2022, a total of 6,591 cases were received and prosecuted by Legal and Justice Support Department. From this figure, 1,279 cases were discharged, 73 cases acquitted and discharged, 562 cases cautioned and discharged, 2,781 cases sentenced and fined and 627 committed to the High Courts, whilst there remains 1,266 existing files.

**14.0 SIERRA LEONE POLICE CRIME MANAGEMENT STRATEGIES**

Crime Management Strategies in the Sierra Leone Police are mechanisms implemented by the Police to combat the rate of crime. Below are the strategies:

- Mobile Vehicle Checkpoints at Strategic Locations
- Local Policing Partnership Boards (LPPBs).
- Intelligence-Led Policing
- Community Safety Volunteers (CSVs)
- The use of 112 Emergency Toll Free Line
- Community Sensitization on Crime Prevention Strategies.

**15.0 CHALLENGES**

- Late submission of Monthly Crime Statistics to the Corporate Affairs Directorate by Commanders.
- Lack of training for Data Analyst and Data Officers in the various regions.

**16.0 RECOMMENDATIONS**

Since the Intelligence- Led Policing and Community Policing Initiatives are the reasons for the drop in the rate of crime in Sierra Leone, the following recommendations are made:

- To intensify intelligence gathering efforts in order to identify high profile criminals and their hideouts.
- To deploy Community Safety Volunteers (CSVs) and coordinate well with the Local Policing Partnership Board (LPPB) members.
- The Family Support Unit (FSU) and the Ministry of Social Welfare, Gender and Children's Affairs should team up and organize sensitization meetings to educate students/ pupils on Sexual Penetration and Rape and how to deal with them.
- The political will to foster the reporting of rape incidents countrywide should be enhanced.
- Establishment of accessible roads on hilltop and sea front areas. Most of the major crimes like armed robbery are committed in places where vehicles cannot access due to the poor road network. To ensure timely response to these incidents, the Sierra Leone Roads Authority (SLRA) should



Table 14: OUTCOME OF CASES FOR CDIID PHQ AND THE SIX REGIONS IN 2022

S/NO	OUTCOME	CDIID PHQ	CDIID F/WEST	CDIID F/EAST	CDIID NORTH EAST	CDIID NORTH WEST	CDIID EAST	CDIID SOUTH
1.	DISMISSAL	27	03	04	04	02	01	01
2	REDUCTION IN RANK	02	-	-	-	-	-	-
3.	RESTITUTION	25	12	10	02	02	01	02
4.	CORRECTIVE TRAINING	52	12	25	04	03	07	03
5.	WARNING LETTER	64	03	04	02	01	02	01
6.	DISCHARGE FOR WANT OF PROSECUTION	02	-	-	-	-	-	01
7.	HEARING IN PROGRESS	03	-	02	02	02	02	-
8.	AWAITING HEARING	06	01	-	-	-	-	-
9.	CLOSED NO CASE	78	05	04	03	06	12	08
10.	LEGAL ADVISE	21	-	-	02	-	-	02
11.	UNDER INVESTIGATIONS	12	06	05	08	06	06	07
12.	KEEP IN VIEW	04	02	-	-	-	-	02
13.	TRANSFER TO CID/HQ& CDIID	07	02	-	-	-	-	-
14.	INFORMALLY RESOLVED	10	05	06	08	06	07	02
15.	STRUCK OFF	08	-	-	-	01	02	-
16	SUSPENSION	78	09	05	08	06	10	03
	TOTAL NUMBER OF CASES	399	60	65	43	35	50	32
	GRAND TOTAL	684						

NUMBER OF CASES REPORTED = 684  
NUMBER OF SUSPENSIONS = 119  
NUMBER OF CORRECTIVE TRAINING = 106  
NUMBER OF DISMISSALS = 42  
NUMBER OF REDUCTIONS IN RANK = 02

11.0 NATIONAL CRIME BUREAU (NCB INTERPOL) FREETOWN

INTERPOL is an international organization that facilitates worldwide police cooperation and crime control. It is the world's largest international police organization. It further enhances mutual aid and cooperation among the police forces of its national members in order to prevent and inhibit crime. This unit falls under the Directorate of Crime Services. This Unit investigated and prosecuted a total of 1 case nationwide in 2022 as compared to 4 cases in 2021.

12.0 TRANSNATIONAL ORGANIZED CRIME UNIT (TOCU) IN SIERRALEONE.

The Transnational Organized Crime Unit in Sierra Leone has the responsibilities of collecting,

In the area of Traffic Management, a total of **4,124** Accident cases were reported and investigated by the police countrywide as compared to **4,156** cases in 2021. From the analysis, we noticed that there was a slight decrease of **32** cases in the number of accidents reported cases in 2022.

The Annual Crime Statistics Report 2022 from Traffic indicates that, there were **360** persons fatally injured. From these figures, **269** were male and **91** were female. For seriously injured, there were **1,083** persons of whom **695** were male and **388** were female. Similarly, **2,511** persons were reported to be slightly injured of which **1,550** were male and **961** were female. From these accidents, **2,652** cases were charged, **2,326** cases gained convictions and fined Le **944,890,000** in the old currency.

The Transnational Organized Crime Unit (TOCU) investigated a total of **199** cases; of which **81** cases were charged, **8** cases sent to DPP, and **109** cases under investigation. Comparatively, TOCU investigated lesser number of cases in 2022 than in 2021 with **115** cases.

The National Crime Bureau (NCB) Interpol Freetown investigated **1** case of Fraudulent Conversion as compared to **4** cases investigated in 2021.

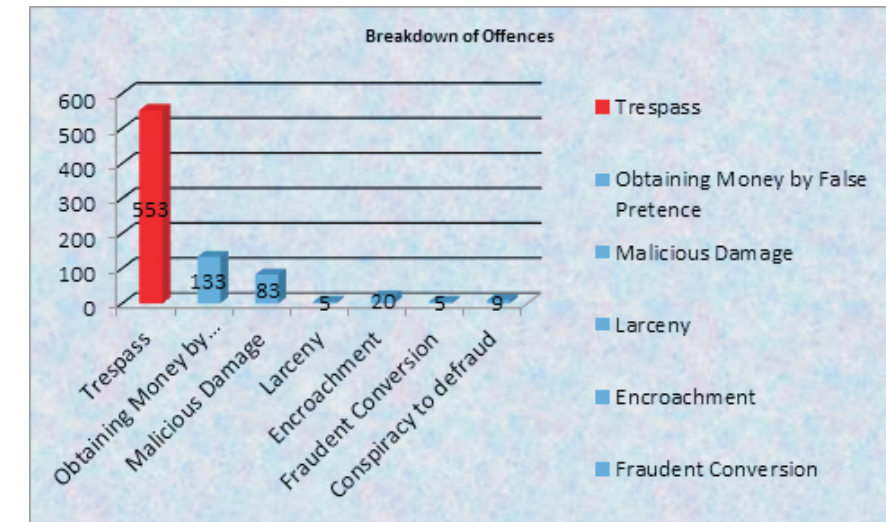
Cyber Crime Unit investigated **738** cases in 2022; of which **39** cases were charged to court, **110** sent to the Director of Public Prosecutions (DPP) for advice, **78** cases were closed, **366** cases kept in view and **145** cases under investigation.

Anti-Fraud Unit also investigated **115** fraud-related cases in 2022; **24** of these were charged to court, **6** cases sent to the Director of Public Prosecutions for advice, **7** cases were closed, **6** cases were kept in view and **72** cases still under investigation.

In total, there were **33,157** reported cases nationwide and out of these reported cases, **6,591** cases (**20%**) were received and sent to court by the Legal and Justice Support Department of the Sierra Leone Police. Out of these figures that were sent to court, **2,781** gained convictions/sentenced, **627** cases were committed to the High Courts, **562** cases cautioned and discharged, **73** acquitted and discharged, **1,279** cases discharged and **3** cases nullified by the Director of Public Prosecutions.

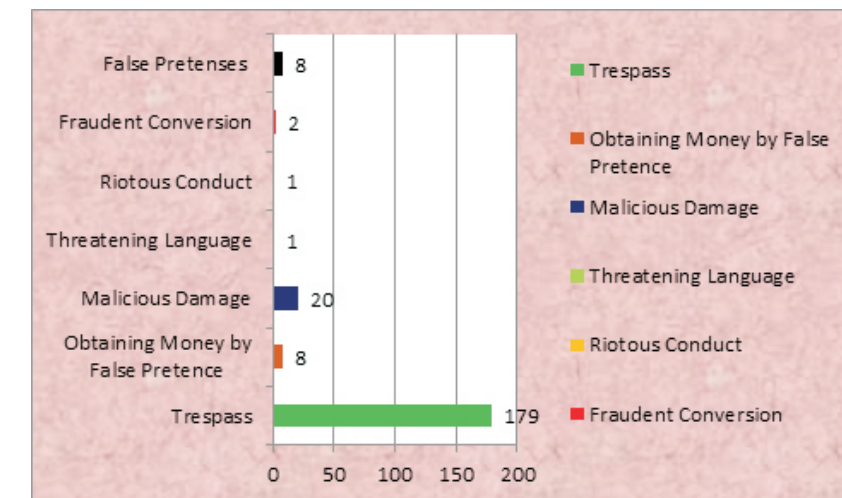
## TABLE OF CONTENTS

Acknowledgement	i
Foreword	ii
Executive Summary	iii
Table of Contents	viii
List of Abbreviations	ix
List of Tables	x
List of Figures	x
<b>1.0 INTRODUCTION</b>	1
1.1 Comparative Analysis of Crime for the period 2021- 2022	1
1.2 Comparative Analysis of Crime Rates by Regions for 2021 & 2022	1
1.3 Regional Distribution of Crimes and Road Traffic Crashes Reported in 2022	2
1.4 Offences against Woman and Children at Regional Level	4
1.5 Offences against Property at Regional Level	5
1.6 Offences against the Person at Regional Level	5
1.7 Economic Offences at Regional Level	6
1.8 Road Traffic Accidents/ Crashes at Regional Level	6
1.9 Mischief and Public Order Offences at Regional Level	7
2.0 Miscellaneous Offences	8
3.0 Family Support Unit	8
4.0 Robbery Cases In 2022	10
4.1 Robbery with Aggravation	10
4.2 Robbery with Violence	11
5.0 Murder Cases in 2022	12
6.0 Assault on Police in 2022	13
7.0 Assault Cases in 2022	13
8.0 Larceny Cattle Cases	14
9.0 Anti-Land Grabbing Unit	14
10.0 CDIID Crime Statistics January- December 2022	15
11.0 National Crime Bureau (NCB Interpol) Freetown	16
12.0 Transnational Organized Crime Unit	16
13.0 Legal and Justice Support Department	17
14.0 Sierra Leone Police Crime Management Strategies	17
15.0 Challenges	17
16.0 Recommendations	17
17.0 Appendix 1: The Sierra Leone Police Transnational Organized Crime Unit	18
18.0 Appendix 2: RTA for Motor Vehicles for 2022	19
19.0 Appendix 3: Sierra Leone Police Anti-Land Grabbing Unit-Freetown East	20
20.0 Appendix 4: Sierra Leone Police Anti-Land Grabbing Unit-Freetown West	20
21.0 Appendix 5: Outcome of CDIID Cases in 2022	21



**Figure 15: Freetown East Anti Land-Grabbing reported cases**

The above graph has a details of land related offences reported at Freetown East region in 2022.



**Figure 16: Freetown West Anti Land-Grabbing reported cases**

### 10.0 CDIID CRIME STATISTICS IN 2022

The Complaint, Discipline and Internal Investigations Department (CDIID) is a department tasked with maintaining discipline in the Sierra Leone Police and the investigation of police wrongdoing (wrongdoing/excesses). This department is supervised by the Director of Professional Standards who carries the rank of an Assistant Inspector General of Police (AIG). This department receives complaints from members of the public against police personnel and also investigates matters that arise among serving personnel. In 2022, this department investigated 897 Disciplinary Offences.

8.0 LARCENY CATTLE CASES

If any person shall feloniously take livestock belonging to another, either without the consent of the other to the taking, or by means of fraudulent conduct, practices or representation, he shall be guilty of larceny cattle.

Table 13: Regional Breakdown of Larceny Cattle

Region	Jan	Feb	Mar	Apri	May	Jun	Jul	Aug	Sept	Oct	Nov	Dec	Total
North- West	4	5	2	2	1	5	2	6	2	7	0	3	39
North- East	1	3	1	11	3	2	3	6	3	2	9	3	47
Freetown- West	1	1	0	1	0	0	0	0	1	1	1	0	6
Freetown-East	1	0	0	0	1	0	0	3	0	0	0	0	5
South	2	2	9	3	4	6	5	0	6	3	2	1	43
East	2	1	2	0	2	3	1	1	6	4	3	1	26
Total	11	12	14	17	11	16	11	16	18	17	15	8	166

The above table shows Regions and number of Cattle Theft cases recorded respectively in 2022. The table shows that 47 cases of Cattle theft were reported in the North East Region, followed closely by Southern Region with 43 cases and next was North West Region with 39 cattle theft reported cases.

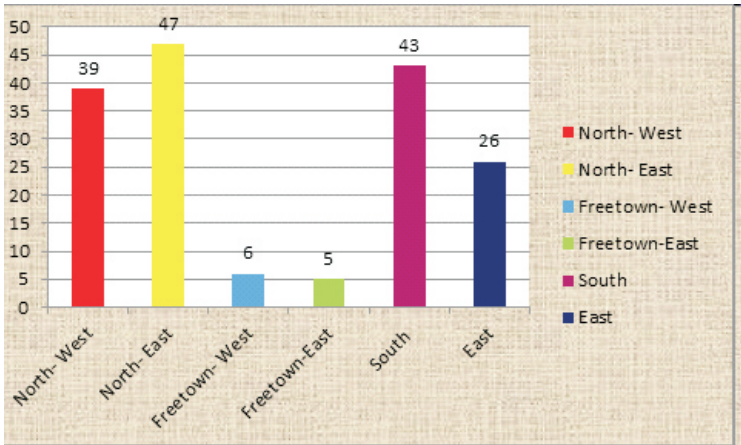


Figure 14: Regional comparison of Cattle theft / Larceny in 2022

9.0 Anti-Land Grabbing Unit

Land grabbing is an activity by which someone occupies or attempt to occupy any land over which she/he does not have any lawful entitlement.

Conflicts over land increase every year in Sierra Leone, fueled by large-scale investments in Land. There were 1,027 cases of Land Grabbing received and investigated by Anti-Land Grabbing Units for both Freetown East and West Regions. Freetown East region received and investigated 808 Land related cases in 2022. From these figures, 200 cases were sent to court, 500 sent to Ministry of Lands for expert opinion and 308 still under investigation.

Freetown West Region also received and investigated 219 land grabbing cases. Out of these figures, 25 cases were sent to court, 56 cases sent to the Ministry of Lands for expert opinion and 138 still under investigation.

LIST OF ABBREVIATIONS

- CID- Criminal Investigations Department
- CDIID- Complaints, Discipline and Internal Investigations Department
- TOCU- Transnational Organized Crime Unit
- INTERPOL- International Police Organization
- ONS- Office of National Security
- SP- Sexual Penetration
- SGBV- Sexual Gender-Based Violence
- FSU- Family Support Unit
- RTA- Road Traffic Act
- LPPB- Local Policing Partnership Board
- RCOs- Regional Crime Officers



# LIST OF TABLES

Table 1: Breakdown of cases recorded in various Police Regions in 2022	1
Table 2: Regional Crime Rates in 2021 and 2022	1
Table 3: Categories of Recorded Cases Nationwide	2
Table 4: Categories of Offences by Regions in 2022	3
Table 5: Summary of Regional Traffic Management and Road Safety Data for 2022	7
Table 6: Offences against Women and Children	9
Table 7: Combined Domestic Violence, Rape and Sexual Offences in 2022	9
Table 8: Regional Breakdown of Robbery with Aggravation cases in 2022	10
Table 9: Regional Breakdown of Robbery with Violence cases in 2022	11
Table 10: Regional Breakdown of Murder Cases in 2022	12
Table 11: Regional Breakdown of Assault on Police Cases in 2022	13
Table 12: Regional Breakdown of Assault Cases in 2022	13
Table 13: Regional Brakdown of Larceny Cattle in 2022	14
Table 13: Outcome of Cases for CDIID PHQ and the Six (6) Regions	16

# LIST OF FIGURES

Figure 1: Comparison of Regional Crime Rate for 2021&2022	2
Figure 2: Regional Recorded Crime in 2022	3
Figure 3: Regional Distribution of Offences against Women and Children	4
Figure 4: Regional Breakdown of Offences against Property in 2022	5
Figure 5: Regional Breakdown of Offences against the Person in 2022	5
Figure 6: Regional Breakdown of Economic Offences in 2022	6
Figure 7: Regional Breakdown of Road Accident Cases in 2022	7
Figure 8: Public Order Offences at Regional Level in 2022	8
Figure 9: Miscellaneous Offences at Regional Level in 2022	8
Figure 10: Comparison of Regional Sexual Penetration, Rape and Domestic Violence cases in 2022	10
Figure 11: Regional Percentage of Robbery with Aggravation in 2022	11
Figure 12: Regional Percentage of Robbery with Violence in 2022	12
Figure 13: Regional Breakdown of Murder Cases in 2022	12
Figure 14: Regional Comparison of Cattle theft/Larceny in 2022	14
Figure 15: Freetown East Anti-Land Grabbing reported cases	15
Figure 16: Freetown West Anti-Land Grabbing reported cases	15

The graph above indicates that the highest number of murder cases occurred in the North East Region with 20.97 percent. The Second was the Freetown East Region with 18.95 percent. The Eastern Region had 18.3 percent of murder cases reported. The prevalence of murder cases in all the six Regions in the country is worthy of note.

## 6.0 ASSAULT ON POLICE

It is a crime to assault a police officer or other public safety first responders while they are performing their official duties. Police officers face molestation and get assaulted by lawless individuals while executing their lawful duties across the nation. In 2022, Sierra Leone Police (SLP) recorded 94 cases of Assault on Police across the Six (6) Regional Police Commands in Sierra Leone. Below is the table showing breakdown of cases in the six (6) Regional Police Commands.

Table 11: Regional Breakdown of Assault on Police in 2022

Region	Jan	Feb	Mar	April	May	Jun	Jul	Aug	Sept	Oct	Nov	Dec	Total
North- West	1	0	0	1	0	1	1	0	0	0	0	0	4
North- East	0	1	2	5	0	0	0	0	2	0	1	0	11
Freetown- West	3	4	2	2	9	1	2	0	2	3	1	1	30
Freetown-East	3	2	5	2	3	3	1	0	3	3	3	2	30
South	3	3	2	4	3	0	0	0	0	0	2	1	18
East	0	0	0	0	0	0	0	0	0	1	0	0	1
Total	10	10	11	14	15	5	4	0	7	7	7	4	94

It could be observed from the table that the Western Area (Freetown East and West) recorded 60 cases of Assault on Police Officers, whilst they were performing their legal duties as the Constitution demands, 18 Police Officers in the South and 11 Police Officers assaulted in the North East region.

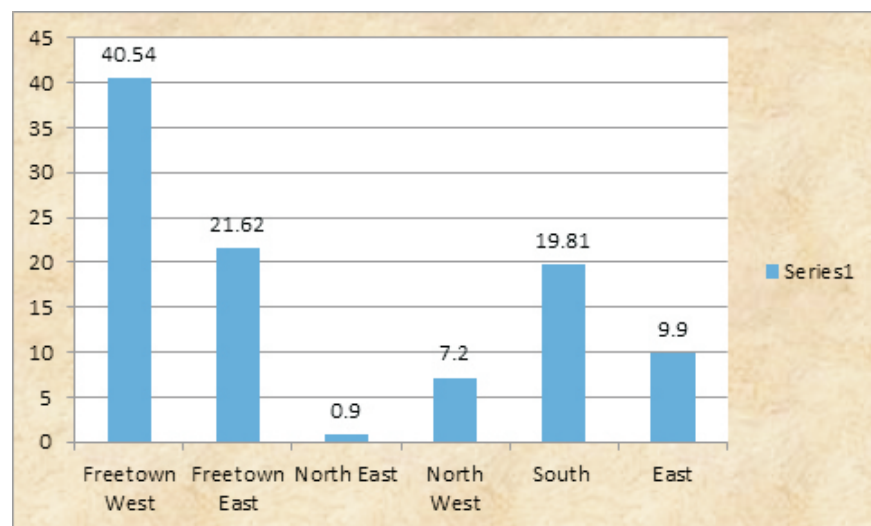
## 7.0 ASSAULT CASES

Assault can be closely defined as a violent crime in which an individual or a group inflicts physical contact that causes bodily harm and/or injury to another individual. Sierra Leone Police received and investigated 2,329 Assault cases countrywide.

The table below clearly shows figures of Assault Cases that occurred in the six Regions in Sierra Leone.

Table 12: Regional Breakdown of Assault Cases

Region	Jan	Feb	Mar	April	May	Jun	Jul	Aug	Sept	Oct	Nov	Dec	Total
North- West	12	8	10	27	25	28	8	14	12	22	0	10	176
North- East	10	9	11	10	11	16	10	2	15	7	12	17	130
Freetown- West	89	65	49	48	47	44	69	30	40	44	33	21	579
Freetown-East	115	95	90	87	126	40	36	30	51	39	72	49	830
South	25	37	43	37	67	40	50	0	33	22	24	19	397
East	19	15	32	30	18	24	12	11	12	12	13	19	217
Total	270	229	235	239	294	192	185	87	163	146	154	135	2,329



**Figure 12: Regional Percentage of Robbery with Violence Cases**

## 5.0 MURDER CASES

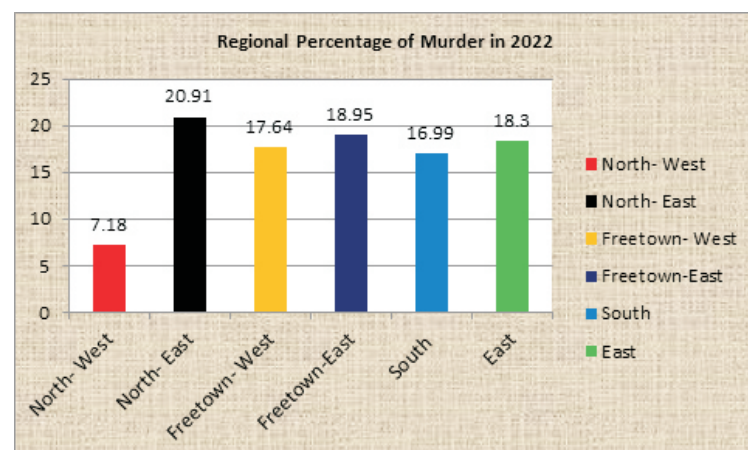
Murder is the killing of another human without justification or valid excuse, especially the unlawful killing of another human with malice aforethought. In 2022, Sierra Leone recorded 153 murder cases as compared to 164 cases in 2021. Below are the Regional breakdowns of Murder cases in 2022.

**Table 10: Regional Breakdown of Murder Cases**

Region	Jan	Feb	Mar	April	May	Jun	Jul	Aug	Sept	Oct	Nov	Dec	Total	%
North- West	1	0	0	1	1	1	4	1	0	2	0	0	11	7.18
North- East	3	4	3	5	3	6	1	0	1	2	2	2	32	20.91
Freetown- West	1	3	0	1	1	4	3	9	3	0	1	1	27	17.64
Freetown-East	1	2	2	1	1	2	0	5	4	1	6	4	29	18.95
South	4	1	3	3	3	4	2	0	3	2	1	0	26	16.99
East	0	2	2	1	6	3	1	3	0	2	6	2	28	18.30
Total	10	12	10	12	15	20	11	18	11	9	16	9	153	100.0

The above table shows Regions and number of murder cases recorded, respectively in 2022.

From the table, 32 cases of murder were reported in the North East Region representing 20.91 percent, followed closely by Freetown East with 29 cases or 18.95 percent. The Eastern Region had 28 murder cases and Freetown West with 27 cases of murder.



**Figure 13: Regional Percentage of Murder Cases in 2022**

## 1.0 INTRODUCTION

Sierra Leone Police among its various mandates is to ensure that, the public is fully informed about the crime situations through the yearly production of the general crime statistics report.

Information on crime that is accurate, reliable, timely and accessible enhances conversation about policy and helps protect the people we serve by implementing crime prevention strategies, whilst crime patterns and trends could be easily identified and analyzed in order to mitigate the recurrence of same.

Such information advises Management in making decisions on the allocation of resources and helps provide information to the public on some perceived misconceptions on the nature and scope of crime in Sierra Leone.

### 1.1 Comparative analysis of Crime for 2021 and 2022

The table below shows the amount of cases reported in 2021 and 2022 (41,459 to 33,271).

**Table 1: Breakdown of cases recorded in various Regional Police Commands**

REGIONS	RECORDED CASES		DECREASED/INCREASED
	2021	2022	
Freetown East	13,156	10,715	-2,441
Freetown West	12,573	10,507	-2,066
North East	3,000	3,020	+20
North West	3,305	1,775	-1,530
Southern Region	5,093	3,553	-1,540
Eastern Region	4,332	3,587	-745
<b>Total</b>	<b>41,459</b>	<b>33,157</b>	<b>-8,302</b>

The table above clearly indicates that, there was a 8,302 decrease of reported Criminal and Accident cases in 2022. Though we saw significant decreased of crimes, but North East region has slight increase in crime by 20%

The five (5) Regions show significant improvement in fighting criminal activities except for North East Region that shows an increase in the numbers of reported cases

Overwhelmingly, the rates of crime drastically reduced in the past three decades

### 1.2 Comparative Analysis of Crime Rates per Region for 2021 and 2022

**Table 2: The table below shows Regional Crime Rate in 2021 and 2022**

Regions	Crime Rate		No. of cases reported	No. of cases reported	Projected Population
	2021	2022	2021	2022	2021- 2022
West	1.47%	1.18%	25,729	21,222	1,751,047-1,792,490
East	0.23%	0.18%	4,332	3,587	1,925,327-1,970,882
South	0.30%	0.20%	5,093	3,553	1,686,542-1,726,462
North	0.21%	0.16%	6,305	4,795	2,934,966-3,004,426
Total	0.50%	0.40%	41,459	33,157	8,279,882-8,494,260

Population source 2015 housing and population census

By the projected population of 8,297,882 in 2021, the number of cases reported was 41,459, giving a crime rate of 0.50%. Similarly, a total of 33,157 cases were reported in 2022 at a projected population of 8,494, 260, giving a crime rate of 0.39%. From the table above, there was overwhelming reduction of crime by 11% in 2022 as compared to 0.28% in 2021.

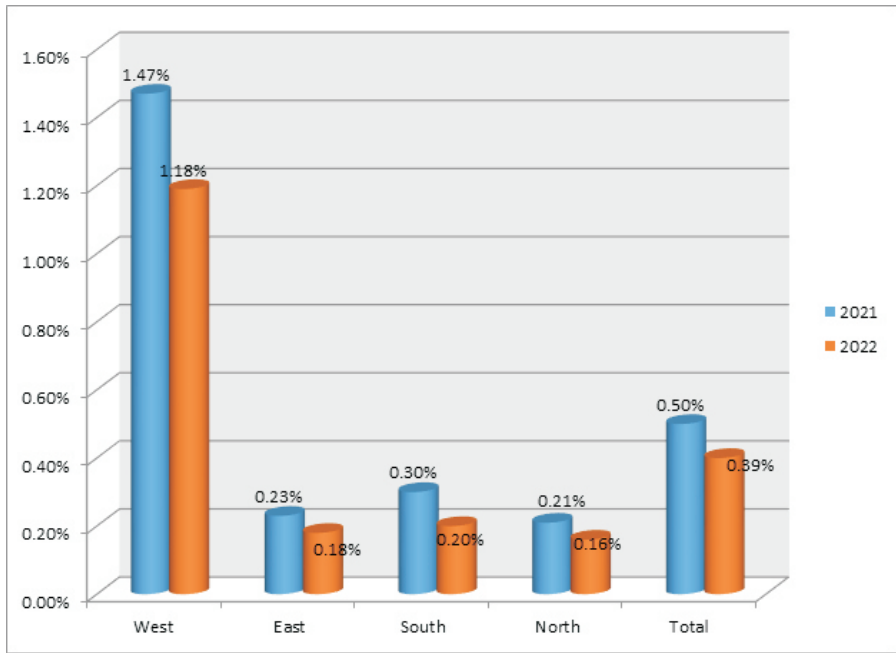


Figure1. Showing Comparison of Regional Crime Rates for 2021 and 2022

1.3 Regional Distribution of Crime and Road Traffic Accident Report in 2022

Table 3: Categories of Recorded Cases Nationwide

S/No	Offences	Freetown East	Freetown West	North East	North West	Southern Region	Eastern Region	Total	%
1	Offences Against the Person	1,487	1,297	365	334	773	435	4,691	14.14
2	Offences Against Women and Children	4,137	2,052	1,602	544	1,319	1,959	11,613	35.02
3	Economics Offences	1,199	1,654	253	142	247	160	3,655	11.02
4	Mischief and Public Order Offences	57	616	75	47	66	37	898	2.70
5	Miscellaneous Offences	14	87	2	4	14	12	133	0.40
6	Road Traffic Accidents/Crashes	1,930	1,514	89	196	64	331	4,124	12.43
7	Offences Against Property	1,891	3,287	634	508	1,070	653	8,043	24.25
Ground Total		10,715	10,507	3,020	1,775	3,553	3,587	33,157	100.00

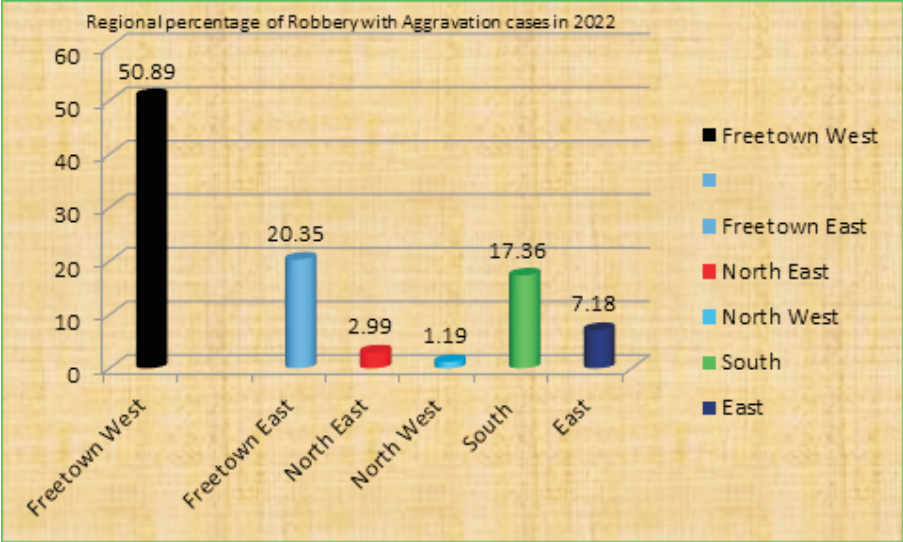


Figure 11: Showing Regional Percentage of Robbery with Aggravation in 2022

4.2 Robbery with Violence

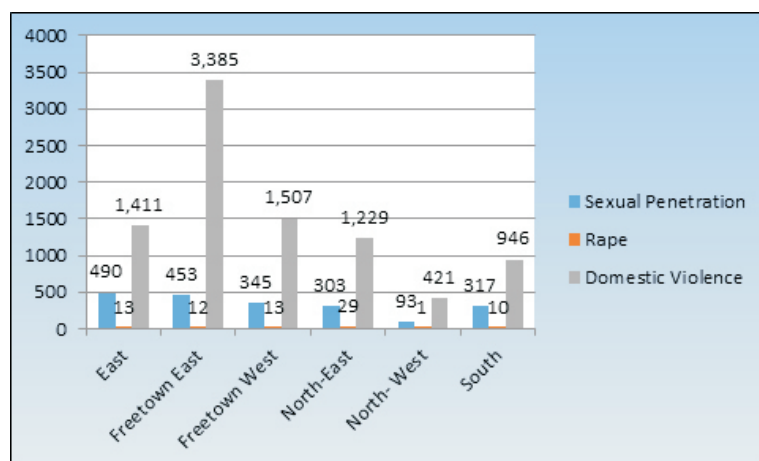
This is a situation in which an offender or perpetrator uses or threatens to use harmful force upon a victim when trying to steal valuable items. In 2022, a total of 111 cases of this offence were recorded compared to 97 cases in 2021. Below is the table showing a breakdown of Robbery with Violence cases in the Six (6) Police Regions.

Table 9 Regional Breakdown of Robbery with Violence Cases

Region	Jan	Feb	Mar	April	May	Jun	Jul	Aug	Sept	Oct	Nov	Dec	Total	%
Freetown West	1	7	2	2	2	4	7	2	1	7	8	2	45	40.54
Freetown East	2	1	3	1	1	3	0	2	2	3	4	2	24	21.62
North East	0	0	0	0	0	0	0	0	0	0	1	0	1	0.90
North West	0	0	0	0	0	0	0	2	1	0	0	5	8	7.20
South	1	4	4	4	0	1	2	0	3	2	1	0	22	19.81
East	3	0	0	1	0	2	0	2	0	1	2	0	11	9.90
Total	7	12	9	8	3	10	9	8	7	13	16	9	111	100.0

The above table clearly indicates that 111 cases were recorded in 2022. Of those cases, Freetown West recorded 45 cases, Freetown East recorded 24 cases and Southern Region recorded 22 cases. Those were the three Regions where Robbery with Violence mostly occurred in 2022. Eastern Region, North West and North East Regions experienced least number of cases of Robbery with Violence in 2022.





**Figure 10: Comparison of Regional Sexual Penetration of a child, Rape and Domestic Violence.**

#### 4.0 ROBBERY CASES

Robbery is the taking of another's property by force or threat; this is sometimes also referred to as Larceny by Threat or Force. On account of the fact that robbery involves injury or threat of injury, it is considered a more serious crime than many of the other theft crimes. For the annual Crime Statistics of 2022, Sierra Leone Police (SLP) focuses on two main types of Robbery for analytical purposes:

- (i) Aggravated Robbery
- (ii) Robbery with Violence

#### 4.1 Robbery with Aggravation

This is the taking of the personal property of another through the use of force or threat of imminent force while implying that, the perpetrator has a firearm or other dangerous weapon including a knife, bludgeon, axe or other deadly implement. In 2022, 167 Robbery with Aggravation incidents were recorded as compared to 180 cases in 2021. The table below clearly shows the number and percentage of Robbery with Aggravation cases that occurred in each Region.

**Table 8: Regional Breakdown of Robbery with Aggravation**

Region	Jan	Feb	Mar	Apr	May	Jun	Jul	Aug	Sept	Oct	Nov	Dec	Total	%
Freetown West	16	11	3	4	10	7	8	8	3	5	6	4	85	50.89
Freetown East	3	5	5	1	1	1	3	3	3	1	5	3	34	20.35
North East	1	0	0	0	0	3	0	0	0	0	1	0	5	2.99
North West	0	0	0	0	1	1	0	0	0	0	0	0	2	1.19
South	1	1	6	4	5	0	4	0	2	3	0	3	29	17.36
East	3	1	4	2	0	0	1	1	0	0	0	0	12	7.18
Total	24	18	18	11	17	12	16	12	8	9	12	10	167	100.00

From the above table, there were 167 cases of Robbery with Aggravation in 2022. The table clearly indicates that, Freetown West received and investigated 85 cases representing 50.89% followed by Freetown East with 34 cases or 20.35%. The rate of Robbery with Aggravation is higher in Freetown West than the other Regions in Sierra Leone, followed by Freetown East and Southern region, respectively

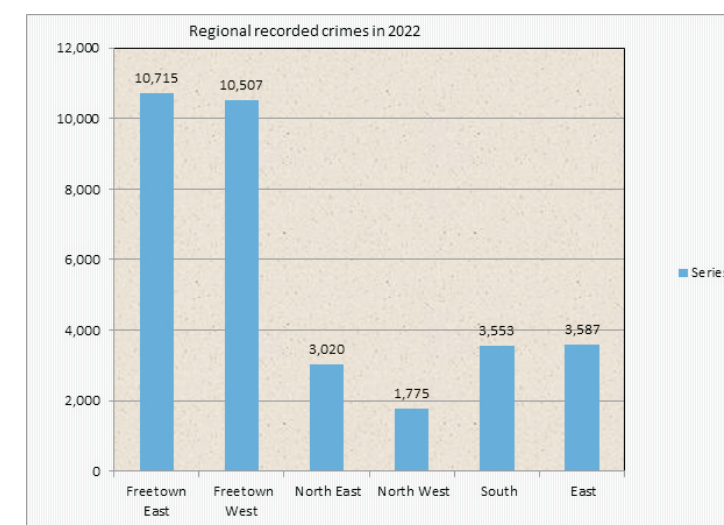
The table above shows offences committed by regions in 2022 and clearly indicated as well regions with the highest numbers of criminal activities

The table shows that Freetown East investigated the highest numbers of criminal activities with 10,715 cases. That is, Freetown East in the Western Area is more prone to criminal activities than the other regions.

However, Freetown West in the same Western Area recorded the second highest cases with 10,507. Western Area particularly is exposed to criminal activities as compared to the four (4) regions in the provinces. People on daily basis migrate from the rural to the urban areas in search of a better life, partly because decentralization of Government institutions and resources and the availability of job opportunities are yet to be fully actualized. This has contributed to increased criminal activities in urban settings, making the cities unsafe.

North West Region recorded the least numbers of criminal activities with 1,775 cases in 2022. Details of the other regions can be seen on the table above.

The graph below shows regional recorded crimes in 2022



**Figure 2: Showing number of cases reported at the six police regions in Sierra Leone**

**Table 4: categories of offences by regions in 2022**

S/No	Offences	Freetown East	Freetown West	North East	North West	Southern Region	Eastern Region	Total
1	Offences Against the Person	1,487	1,297	365	334	773	435	4,691
2	Offences Against Women and Children	4,137	2,052	1,602	544	1,319	1,959	11,613
3	Economics Offences	1,199	1,654	253	142	247	160	3,655
4	Mischief and Public Order Offences	57	616	75	47	66	37	898
5	Miscellaneous Offences	14	87	2	4	14	12	133
6	Road Traffic Accidents/Crashes	1,930	1,514	89	196	64	331	4,124
7	Offences Against Property	1,891	3,287	634	508	1,070	653	8,043
Ground Total		10,715	10,507	3,020	1,775	3,553	3,587	33,157

From the above table, 33,157 criminal and accidents cases were recorded in all the six (6) regions in Sierra Leone.

Below is the breakdown of offences with their respective figures:

- 1. Offence Against Women and Children - 11,613
- 2. Offence Against Property - 8,043
- 3. Offence Against the person - 4,691
- 4. Economic Offence - 3,655
- 5. Traffic Offences - 4,124
- 6. Mischief and Public Order Offences - 898
- 7. Miscellaneous Offences - 133

1.4 Offences against Women and Children at Regional Level

Offences against Women and Children are the most committed in Sierra Leone. Sierra Leone, across the six regions received and investigated offences related to women and children. These offences are being categorized into three segments, which are:

- 1. Sexual offences: Under these offences we have, sexual penetration, rape, bestiality, sexual exploitation, sexual touching, meeting a child for sexual purpose, to name a few. These offences are mostly committed against vulnerable women in society. The Hands off Our Girls project might have contributed to the decline of sexual penetration cases. Sixty (60) percent of sexual penetration cases were sent to court and convictions made in 2022.
- 2. Domestic Violence: these offences are mostly committed against women by their husbands/partners at home. Offences in this category include physical torture/physical abuse, economic abuse and psychological abuse.
- 3. Offences against Children: These are offences committed against children like child cruelty, neglect of a child, child exploitation and many more.

Below is the regional breakdown of Offences against Women and Children

- Freetown East= 4,137
- Freetown West= 2,052
- Southern Region= 1,319
- North East= 1,602
- North West= 544
- East Region= 1,959

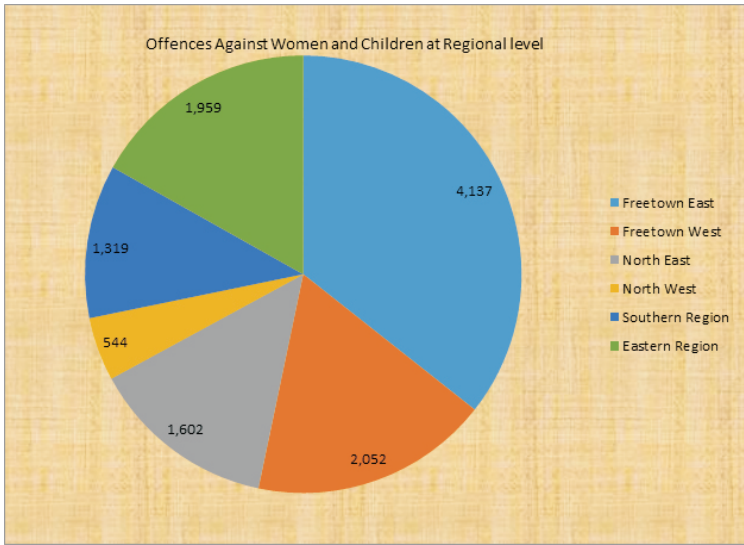


Figure 3: showing Regional distribution of Offences against Women and Children

Table 6: Offences Against Women and Children

Offences Against Women and Children by Month and Region for 2022													
Police Region	Jan	Feb	Mar	April	May	June	July	Aug	Sept	Oct	Nov	Dec	Total
East	188	191	170	196	147	178	239	125	167	177	153	128	1,959
Freetown East	471	445	415	401	399	330	256	166	330	325	267	332	4,137
Freetown West	255	174	181	121	186	170	153	164	177	129	174	168	2,052
North East	128	102	61	197	159	155	141	97	109	119	125	109	1,602
North West	49	52	62	61	30	37	53	38	38	53	33	38	544
South	104	133	139	120	130	137	111	87	88	113	95	62	1,319
Grand Total	1,195	1,097	1,128	1,096	1,051	1,007	853	677	909	916	847	837	11,613

The table above clearly shows that, a totaled of 11,613 Offences against Women and Children were recorded, nationwide in 2022, as against 11,815 cases in 2021. From the table, 4,137 cases were recorded in the Freetown East Region followed by Freetown West with 2,052 cases. North West Region recorded less than 1,000 cases in 2022. Women and children in the Western area are more exposed to these offences than those in the other Regions.

Table 7: Combined Domestic Violence, Rape and Sexual Penetration Offences in 2022

S/No	Offences	East	Freetown East	Freetown West	North-East	North-West	South	Total
1	Sexual Penetration of a Child	490	453	345	303	93	317	2,001
2	Rape	13	12	13	29	1	10	78
3	Domestics Violence	1,411	3,385	1,507	1,229	421	946	8,899
Total		1,914	3,850	1,865	1,561	515	1,273	10,978

The table above indicates that, 2,001 cases of Sexual Penetration were reported countrywide, to the Family Support Unit. From these figures, Freetown East received and investigated 3,850 cases, followed closely by Eastern region with 1,914 and Freetown West with 1,865 cases. The least cases of Sexual Penetration occurred in the North West Region in 2022

There were 78 cases reported for rape. North East recorded the highest number of rape cases; 29 cases in total. That was followed by Eastern Region with 13 cases. The least number was reported in the North West region with 1 case only

There were 8,899 Domestic Violence cases reported; 3,385 were reported at the North East region, followed by Freetown with 1,507 cases and Eastern Region with 1,411 cases. Details are found on the above table.



place. A total of 898 of these offences were committed in 2022, as compared to 1,865 in 2021. However, Freetown West recorded 616 cases followed by North West with 75 cases and the least was recorded in the Eastern Region with 37 cases. Below is the graph that clearly shows Regions and the number of cases of these offences, respectively.

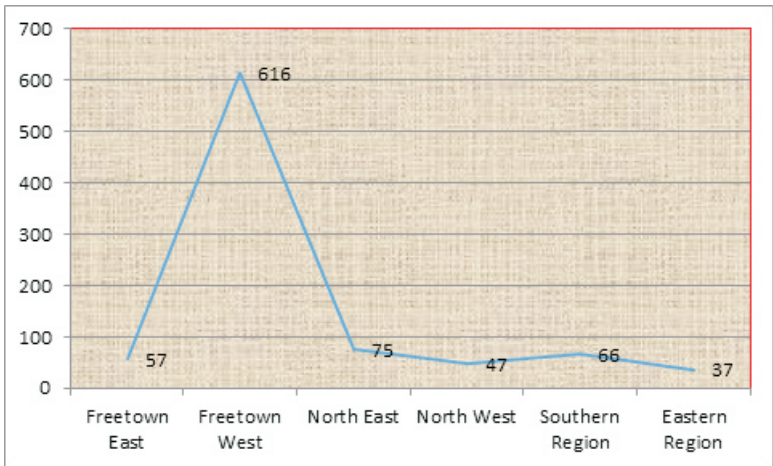


Figure 8: Breakdown of Public Order Offences at Regional Level

### 2.0 Miscellaneous Offences at Regional Level

Offences under this category include evading custom, defamatory libel, missing documents and perjury. Against this backdrop, 133 cases of these offences were recorded nationwide in 2022. Out of these figures, Freetown West recorded 87 cases followed by Freetown East with 14 cases and the least number of cases were recorded in the North East Region with 2 cases. Below is the graph showing regions with their respective recorded cases.

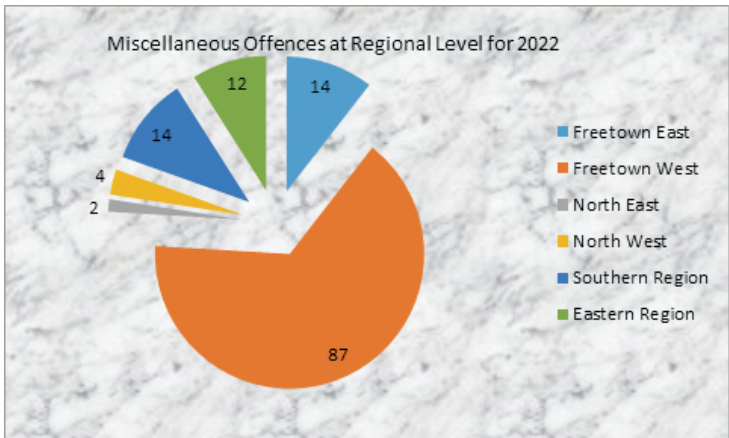


Figure 9: Miscellaneous Offences at Regional Level

### 3.0 FAMILY SUPPORT UNIT (FSU)

Sierra Leone Police has various specialized units, among which, is the Family Support Unit (FSU) that falls directly under the purview of Crime Services Directorate. This Unit is being headed by a female Commissioner of Police. This Unit is specifically focused on investigating all forms of child abuse and violence against children and more so, investigates domestic violence matters facing mostly women in our society.

The above graph shows statistics of cases reported at the various regions in 2022

### 1.5 Offences against Property at Regional Level

These are offences committed against property. These offences are considered to be felonious in nature Such as Robbery with aggravation, Robbery with violence, House breaking and Larceny, Burglary and Larceny, Malicious Damaged, Arson and Destroying growing plant etc.

Below is the Regional Breakdown of Property Offences at Regional Level

- Freetown East=1,891
- Freetown West=3,287
- North East=634
- North West=508
- South=1,070
- East=653

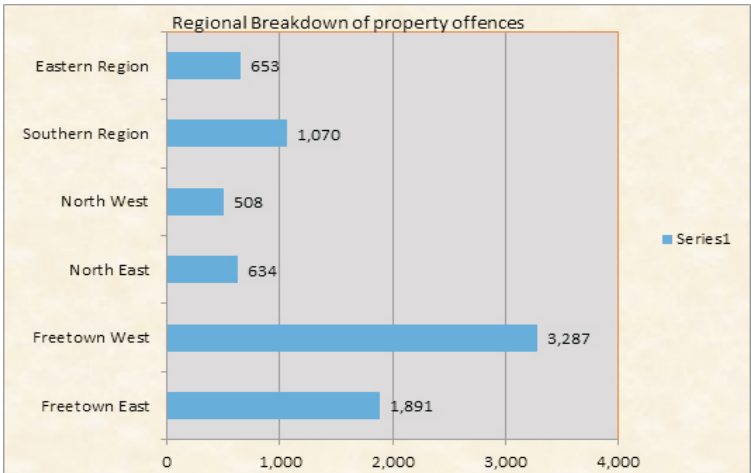


Figure 4: showing Breakdown of Offences against Property in 2022

From the graph above, it was clear that in 2022, Freetown West recorded the highest number of these offences followed by Freetown East region. The least reported cases came from North West region. Southern region emerged third on the graph. Property offences mostly occurred in bigger cities as clearly stated on this graph.

### 1.6 Offences Against the Person at Regional Level

Offences against the Person are the most committed offences in Sierra Leone. They involve direct physical harm or force being applied to another person. These offences include Assault, Murder, Causing grievous bodily harm, Wounding and Wounding with Intent.

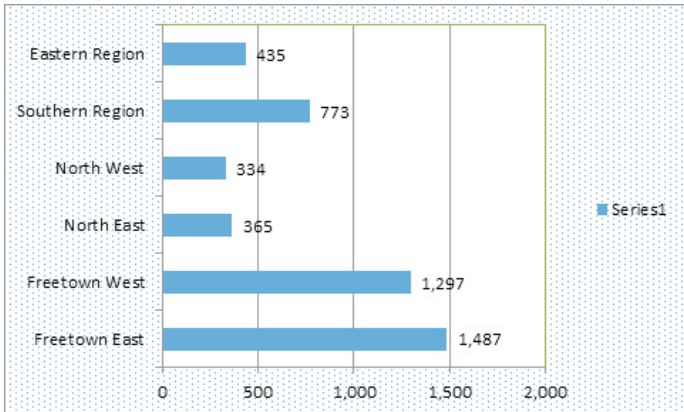


Figure 5: showing Regional Breakdown of Offences against the Persons

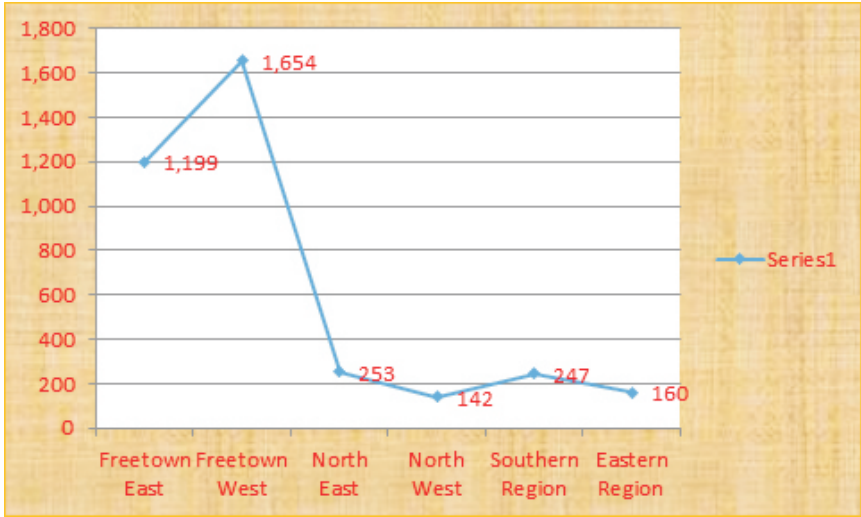


The above graph shows a number of offences Against the Person reported at the various regions in Sierra Leone

From the graph, there were 1,487 cases reported at Freetown East. That is, Freetown East recorded the highest number of cases, closely followed by Freetown West with 1,297 cases. The region on the graph with the least figures is North West region. Details can be seen on the graph.

**1.7 Economic Offences at Regional Level**

Economic Offences are the type of Criminal offences which alter the financial status of a country no matter how much wealth that nation has. In 2022, there were 3,655 cases recorded as Economic Offences in Sierra Leone.



**Figure 6: Showing Regional Breakdown of Economic Offences.**

From the graph above, Freetown West in the Western Area recorded the highest numbers of these offences with 1,654 cases, followed by Freetown East in the same Western Area with 1,199 cases. Economic offences from this graph indicate that, it mostly occurred in Western area than any other Region in Sierra Leone. North West Region recorded the least of these offences. Details on the graph above.

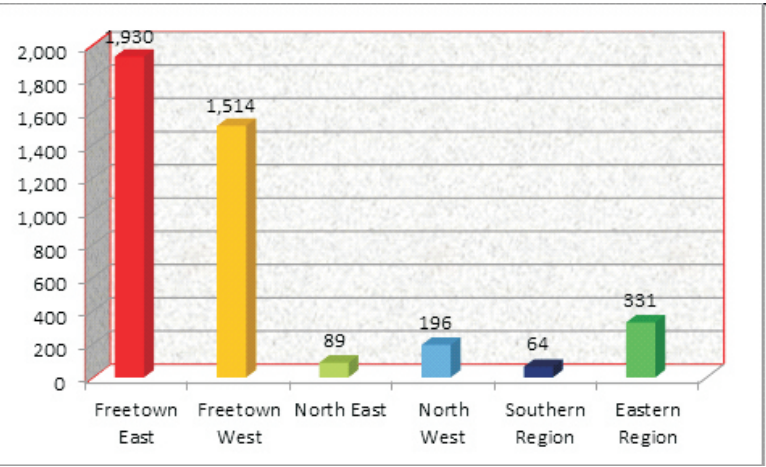
**1.8 Road Traffic/ Crashes at Regional Level**

The Traffic Management Unit of the Sierra Leone Police is charged with the responsibilities of ensuring the free flow of traffic and the safety of pedestrians on the road. This Unit regularly provides statistics of road accident/crashes, the numbers of persons involved in such accidents and the nature of injuries sustained. A total of 4,124 accidents/crashes/ collisions were recorded in 2022. Three (3) factors were attributed to the crashes; human, mechanical and environmental factors.

**Table 5: Summary of Regional Traffic Management and Road Safety Data for 2022**

REGIONAL SUMMARY OF TRMSD RTADATA FOR 2021								
	# No. of cases reported	Fatally (dead)		Seriously Injured		Slightly injured		Total No of injured person
		M	F	M	F	M	F	
Freetown East	1,930	66	33	223	149	731	545	1,747
Freetown West	1,514	32	15	192	86	573	262	1,160
North West	196	48	17	110	56	72	47	350
North East	89	47	11	36	7	57	34	192
South	64	15	2	26	12	28	10	93
East	331	61	13	108	78	89	63	412
Subtotal	4,124							
		269	91	695	388	1,550	961	
		360		1,083		2,511		3,948

From the above table, a total of 4,124Traffic Management and Road accidents cases were reported nationwide. From the above analysis, 3,948 persons were involved in Road accidents. From this figure, 360 people were fatally injured (lost their lives) and among these fatally injured, 269 were males and 91 females. Furthermore, 1,083 persons were seriously injured and among this figure, 695 were males and 388 females. For the slightly injured, we had 2,511 persons; 1,550 males and 961 females.



**Figure 7: Regional Breakdown of Road Accident Cases in 2022**

The above graph shows Accident Cases by Region in 2022. According to the graph, 1,930 accident cases occurred in the Freetown East Region followed by Freetown West Region with 1, 514 cases. The least accident cases happened in the Southern Region with 64 cases and 89 cases in North East. Western area has always taken the lead in terms of the number of accident cases.

**1.9 Mischief and Public Order Offences at Regional Level**

There are several offences that can be grouped as Public Order Offences. As the term suggests, these are offences that are about keeping the good order in the communities. The offences are typically not serious in nature; however, most of them do still carry a term of imprisonment as a possible penalty. The most common public order offences are offensive language, misconduct, willful and obscene exposure and affray. It should be noted that all the above offences are only committed if the take place in a public